

CISD Parent Survey

Tuesday, August 02, 2016

1335

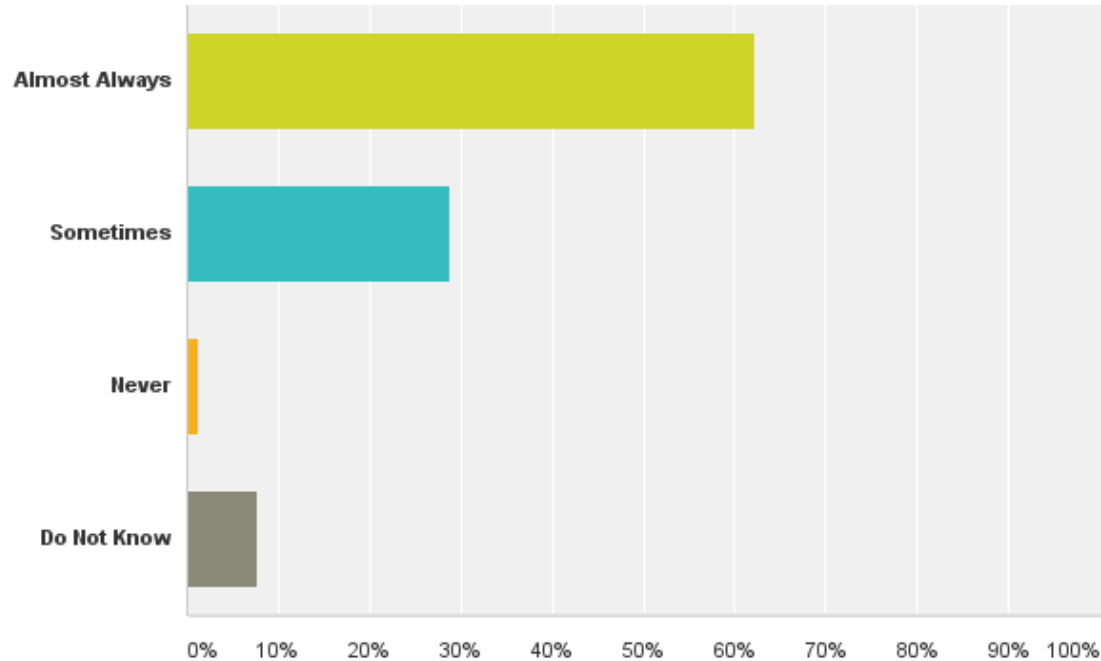
Total Responses

Date Created: Thursday, June 16, 2016

Complete Responses: 1334

Q1: My school has a great deal of parent Involvement

Answered: 1,304 Skipped: 31



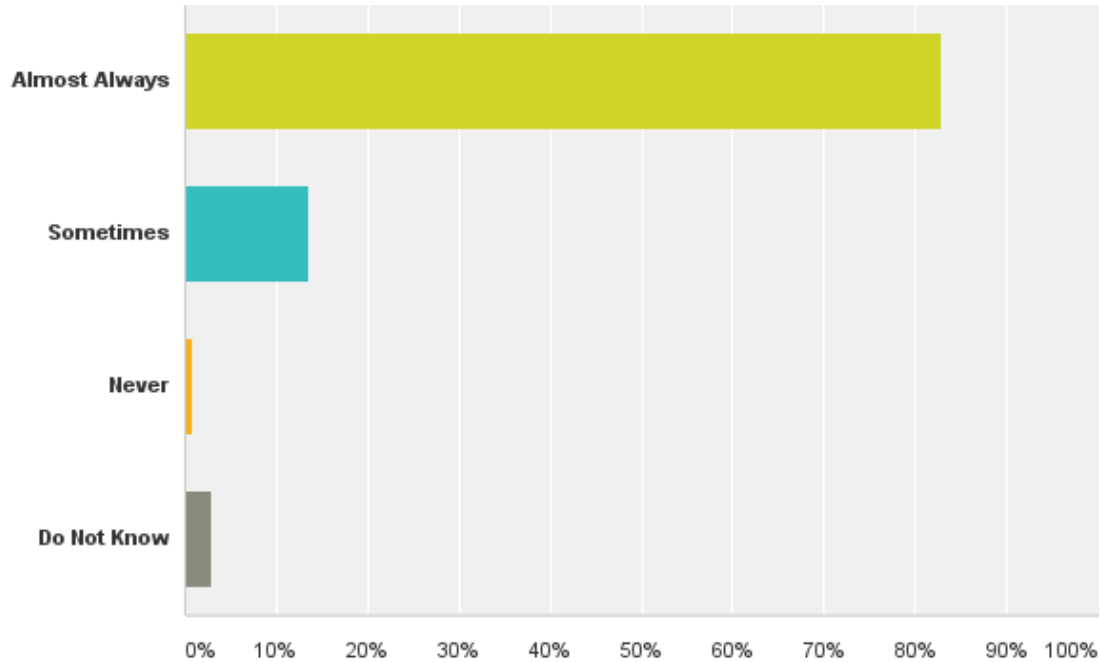
Q1: My school has a great deal of parent Involvement

Answered: 1,304 Skipped: 31

Answer Choices	Responses
Almost Always	62.12% 810
Sometimes	28.91% 377
Never	1.23% 16
Do Not Know	7.75% 101
Total	1,304

Q2: My school is parent-friendly

Answered: 1,309 Skipped: 26



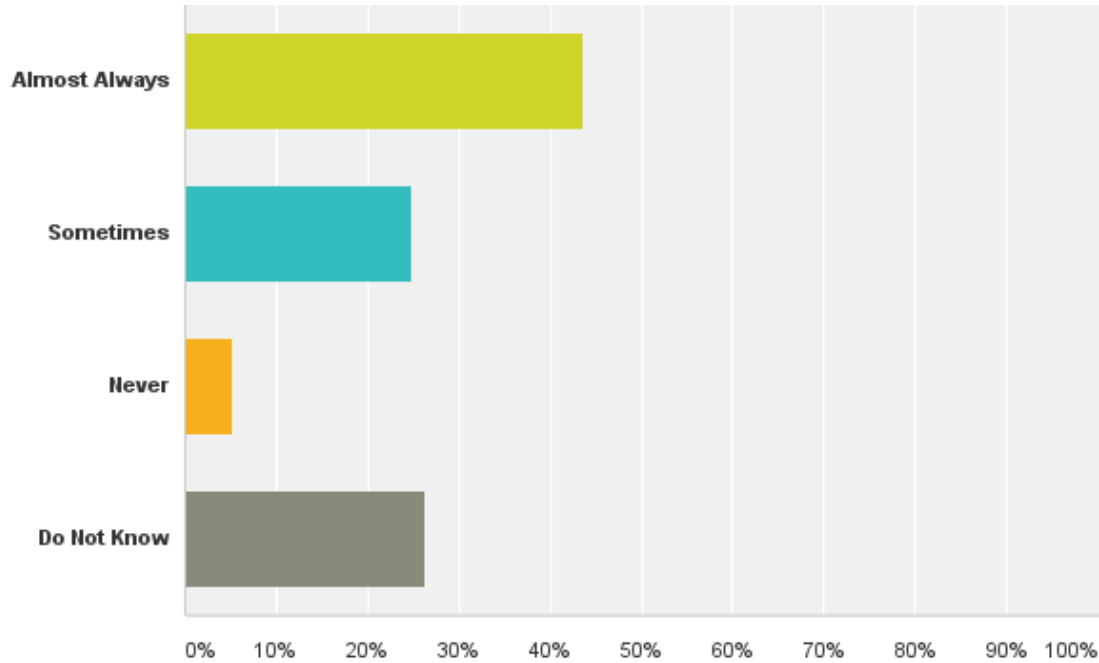
Q2: My school is parent-friendly

Answered: 1,309 Skipped: 26

Answer Choices	Responses
Almost Always	82.81% 1,084
Sometimes	13.52% 177
Never	0.76% 10
Do Not Know	2.90% 38
Total	1,309

Q3: Parents serve as volunteers in the building/classroom.

Answered: 1,287 Skipped: 48



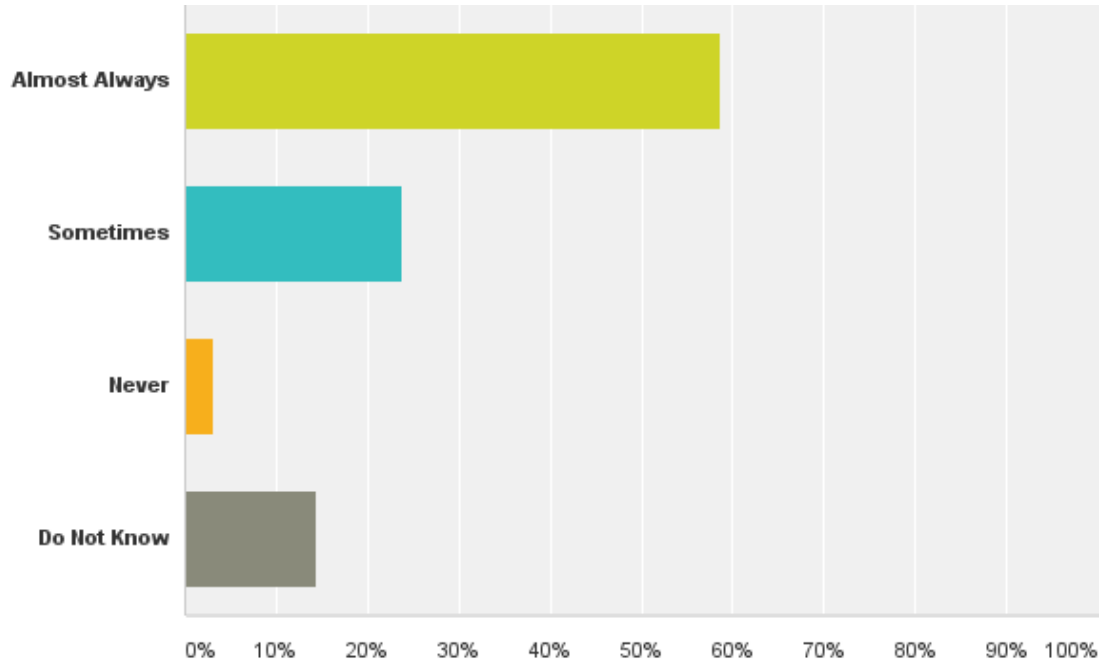
Q3: Parents serve as volunteers in the building/classroom.

Answered: 1,287 Skipped: 48

Answer Choices	Responses
Almost Always	43.67% 562
Sometimes	24.79% 319
Never	5.21% 67
Do Not Know	26.34% 339
Total	1,287

Q4: My school provides materials/training to help parents work with their children to improve achievement.

Answered: 1,299 Skipped: 36



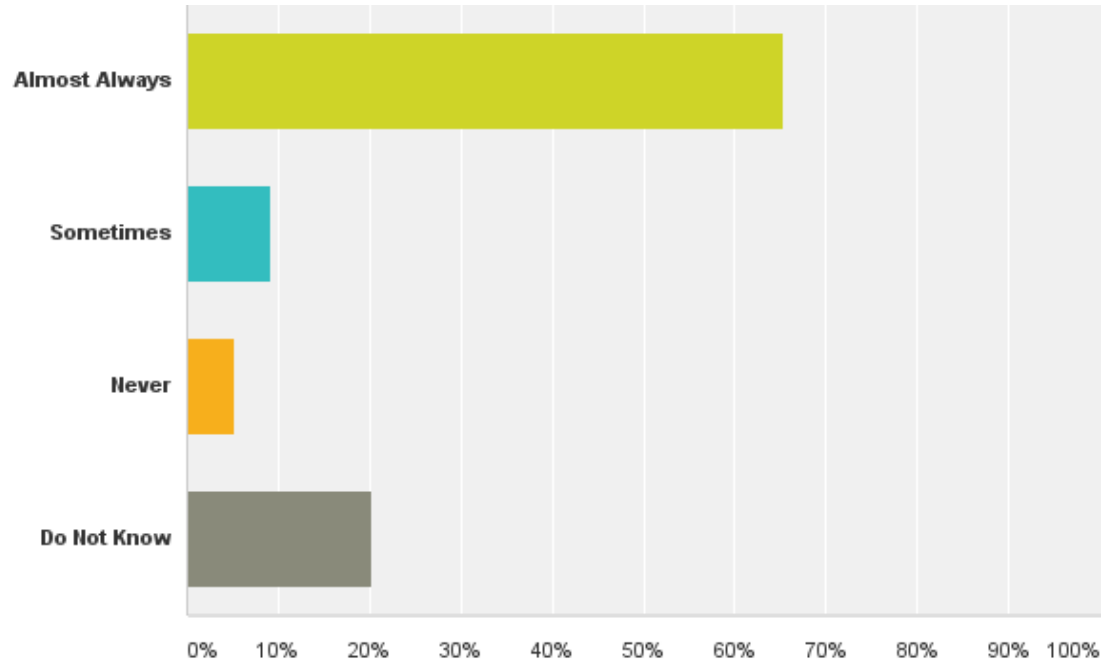
Q4: My school provides materials/training to help parents work with their children to improve achievement.

Answered: 1,299 Skipped: 36

Answer Choices	Responses
Almost Always	58.74% 763
Sometimes	23.71% 308
Never	3.16% 41
Do Not Know	14.40% 187
Total	1,299

Q5: I received a copy of the School-Parent Compact.

Answered: 1,269 Skipped: 66



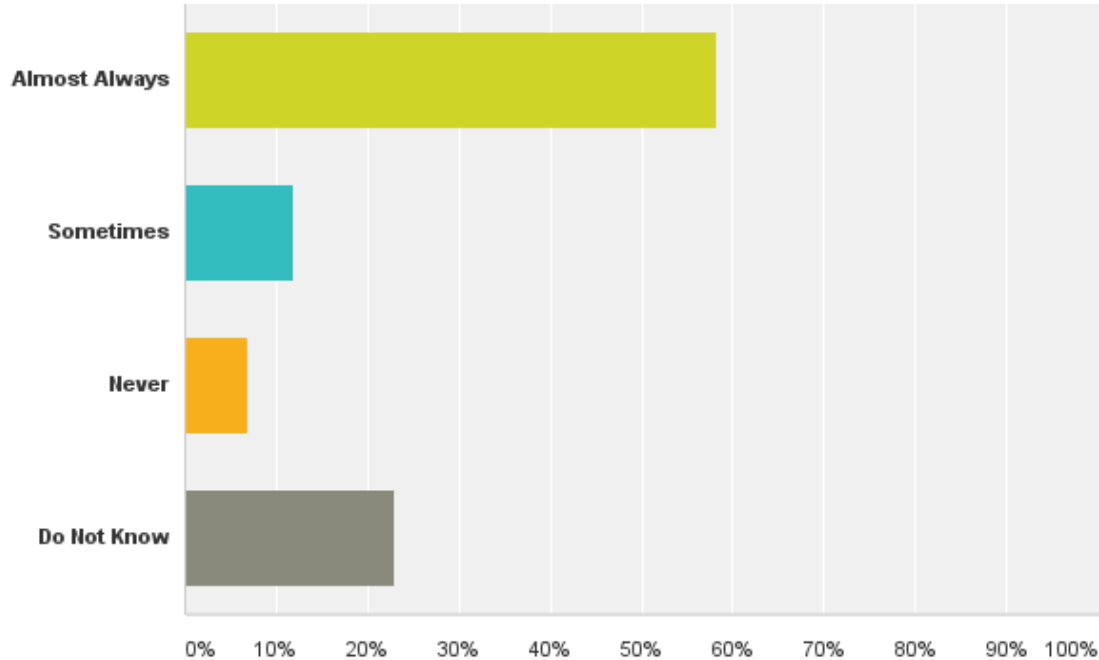
Q5: I received a copy of the School-Parent Compact.

Answered: 1,269 Skipped: 66

Answer Choices	Responses
Almost Always	65.25% 828
Sometimes	9.22% 117
Never	5.28% 67
Do Not Know	20.25% 257
Total	1,269

Q6: My school explained the School-Parent Compact to the parents and students.

Answered: 1,267 Skipped: 68



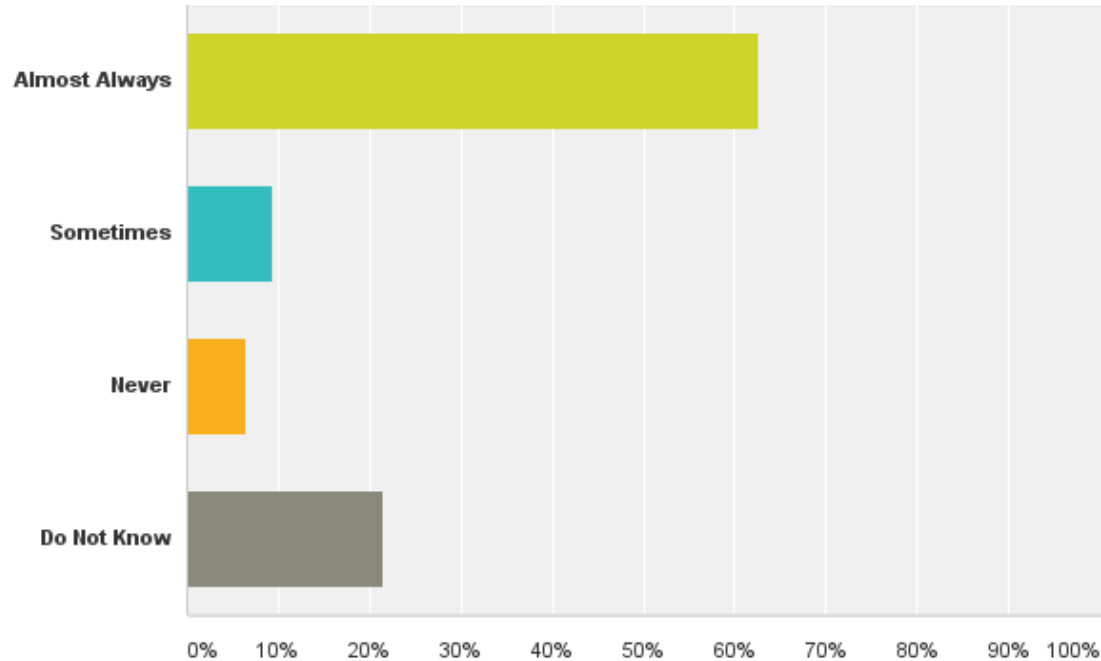
Q6: My school explained the School-Parent Compact to the parents and students.

Answered: 1,267 Skipped: 68

Answer Choices	Responses	
Almost Always	58.25%	738
Sometimes	12.00%	152
Never	6.87%	87
Do Not Know	22.89%	290
Total		1,267

Q7: I received a copy of the Written Parental Involvement Policy.

Answered: 1,268 Skipped: 67



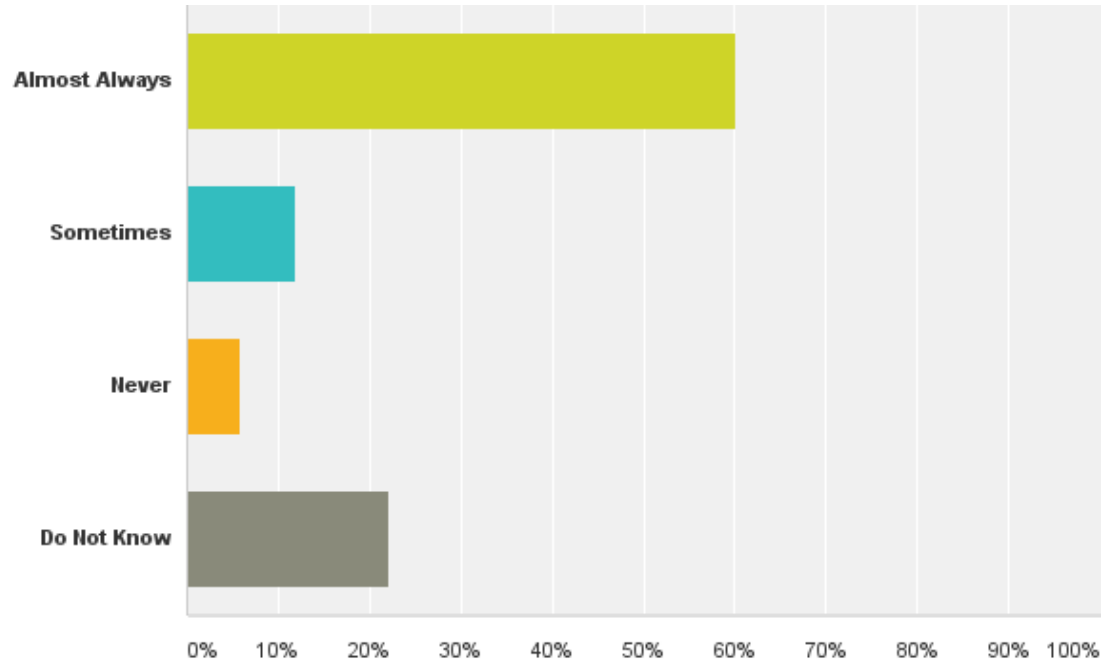
Q7: I received a copy of the Written Parental Involvement Policy.

Answered: 1,268 Skipped: 67

Answer Choices	Responses
Almost Always	62.62% 794
Sometimes	9.46% 120
Never	6.39% 81
Do Not Know	21.53% 273
Total	1,268

Q8: My school explained the Written Parental Involvement Policy to the parents and students.

Answered: 1,263 Skipped: 72



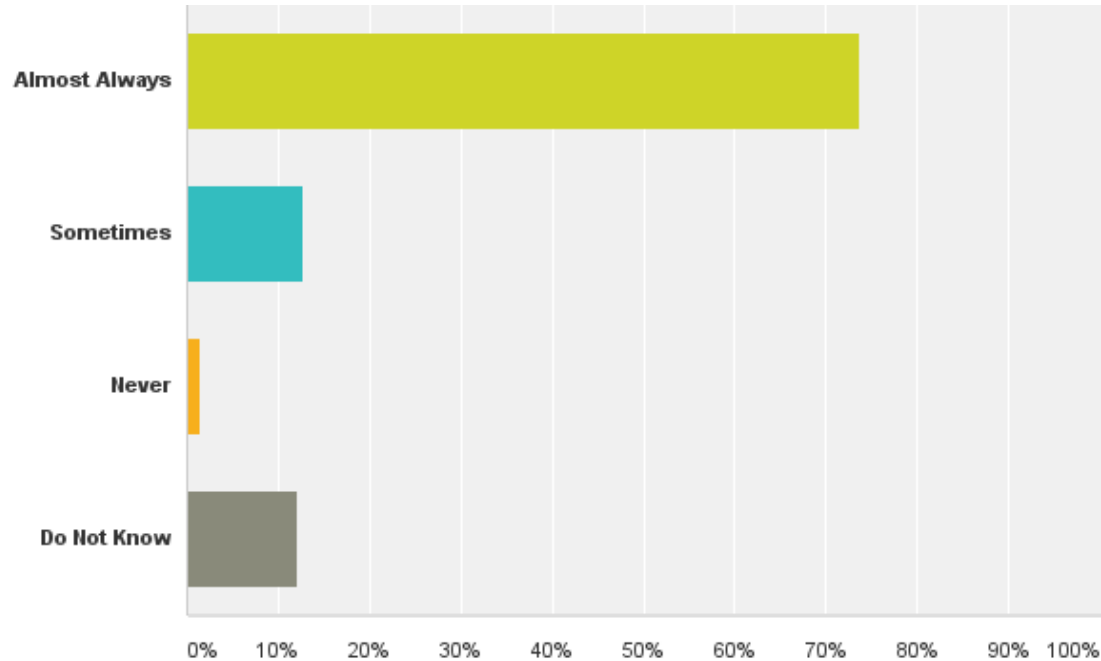
Q8: My school explained the Written Parental Involvement Policy to the parents and students.

Answered: 1,263 Skipped: 72

Answer Choices	Responses
Almost Always	60.17% 760
Sometimes	11.80% 149
Never	5.86% 74
Do Not Know	22.17% 280
Total	1,263

Q9: My school has a parent-friendly website.

Answered: 1,296 Skipped: 39



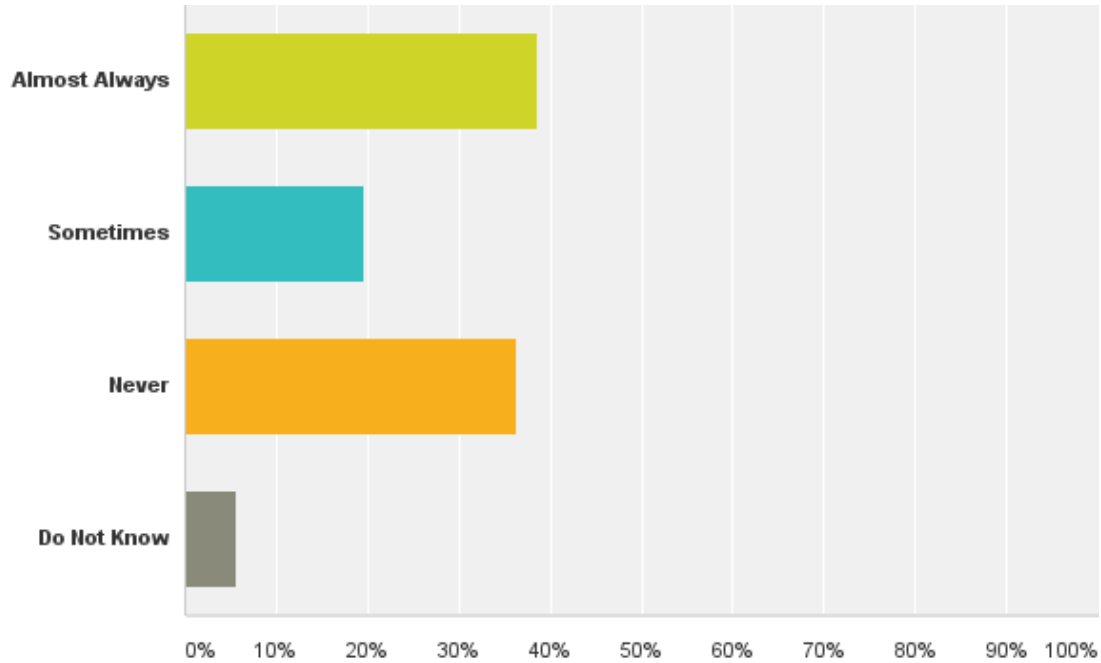
Q9: My school has a parent-friendly website.

Answered: 1,296 Skipped: 39

Answer Choices	Responses
Almost Always	73.61% 954
Sometimes	12.65% 164
Never	1.54% 20
Do Not Know	12.19% 158
Total	1,296

Q10: Teachers call home with good news about my child.

Answered: 1,297 Skipped: 38



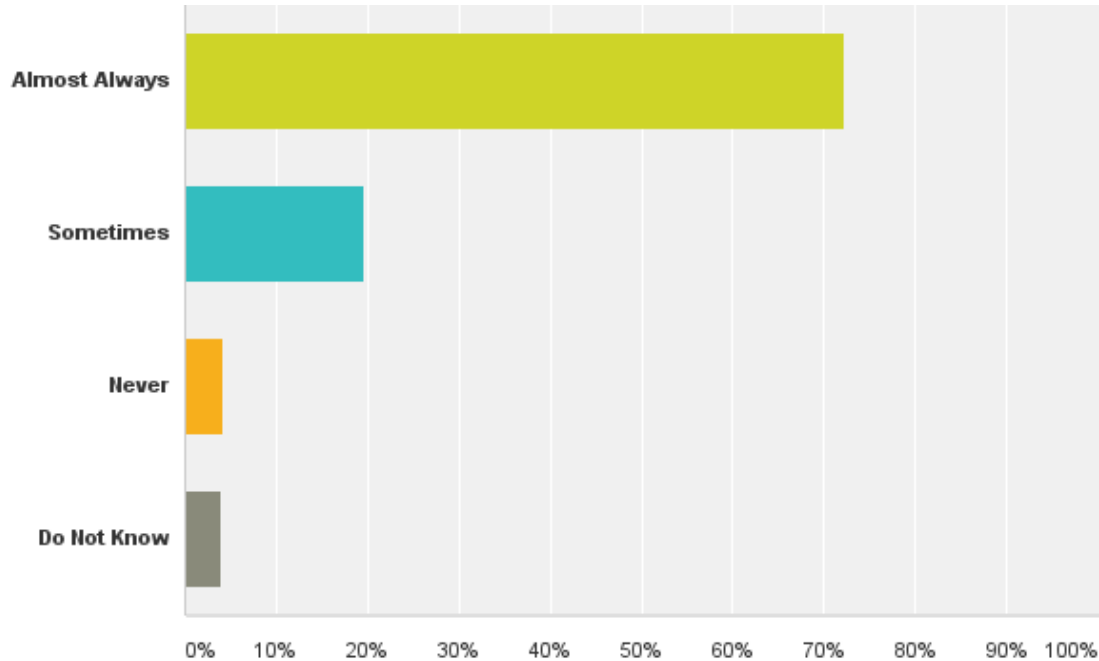
Q10: Teachers call home with good news about my child.

Answered: 1,297 Skipped: 38

Answer Choices	Responses
Almost Always	38.63% 501
Sometimes	19.58% 254
Never	36.24% 470
Do Not Know	5.55% 72
Total	1,297

Q11: I feel comfortable calling the teacher to discuss concerns I have.

Answered: 1,293 Skipped: 42



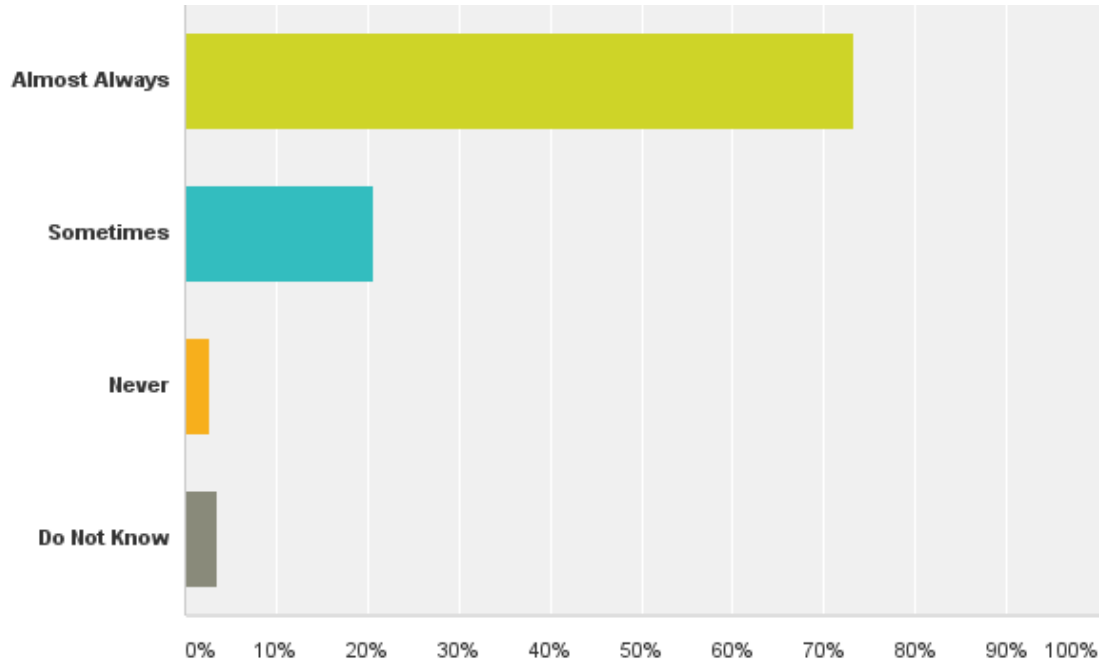
Q11: I feel comfortable calling the teacher to discuss concerns I have.

Answered: 1,293 Skipped: 42

Answer Choices	Responses
Almost Always	72.24% 934
Sometimes	19.64% 254
Never	4.25% 55
Do Not Know	3.87% 50
Total	1,293

Q12: I am aware of the curriculum that my child is learning.

Answered: 1,294 Skipped: 41



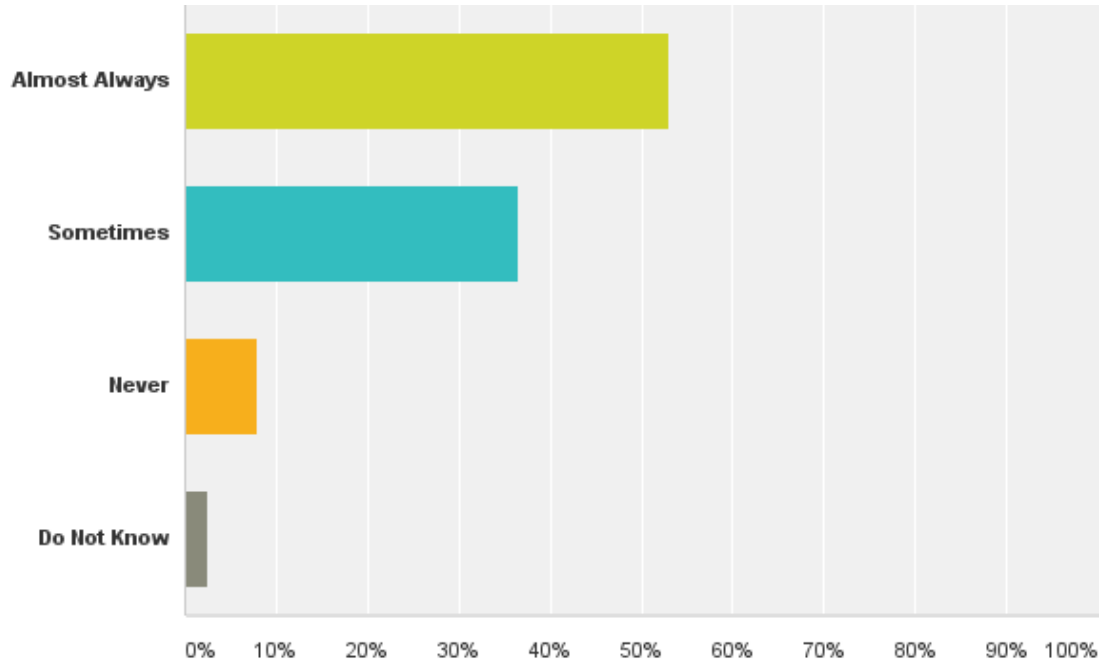
Q12: I am aware of the curriculum that my child is learning.

Answered: 1,294 Skipped: 41

Answer Choices	Responses
Almost Always	73.18% 947
Sometimes	20.63% 267
Never	2.70% 35
Do Not Know	3.48% 45
Total	1,294

Q13: I attend parent meetings/academic nights the campus provides.

Answered: 1,301 Skipped: 34



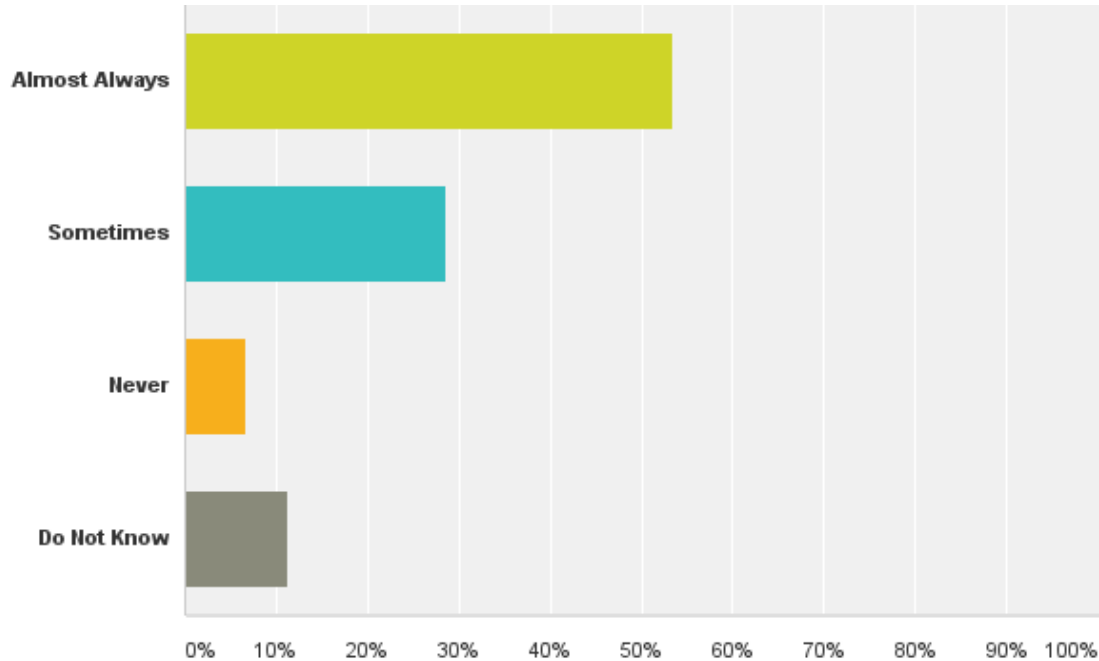
Q13: I attend parent meetings/academic nights the campus provides.

Answered: 1,301 Skipped: 34

Answer Choices	Responses
Almost Always	53.11% 691
Sometimes	36.51% 475
Never	7.92% 103
Do Not Know	2.46% 32
Total	1,301

Q14: My school asks parents for their opinions on the school and its program.

Answered: 1,286 Skipped: 49



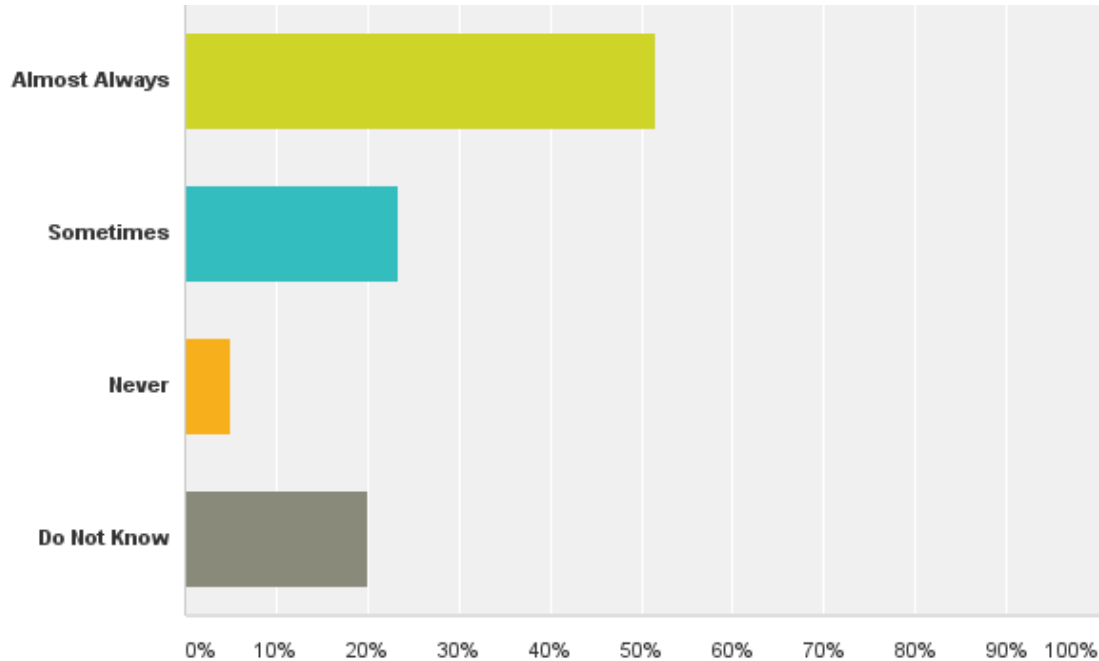
Q14: My school asks parents for their opinions on the school and its program.

Answered: 1,286 Skipped: 49

Answer Choices	Responses
Almost Always	53.34% 686
Sometimes	28.54% 367
Never	6.77% 87
Do Not Know	11.35% 146
Total	1,286

Q15: My school offers a variety of workshops to assist me in helping my child.

Answered: 1,285 Skipped: 50



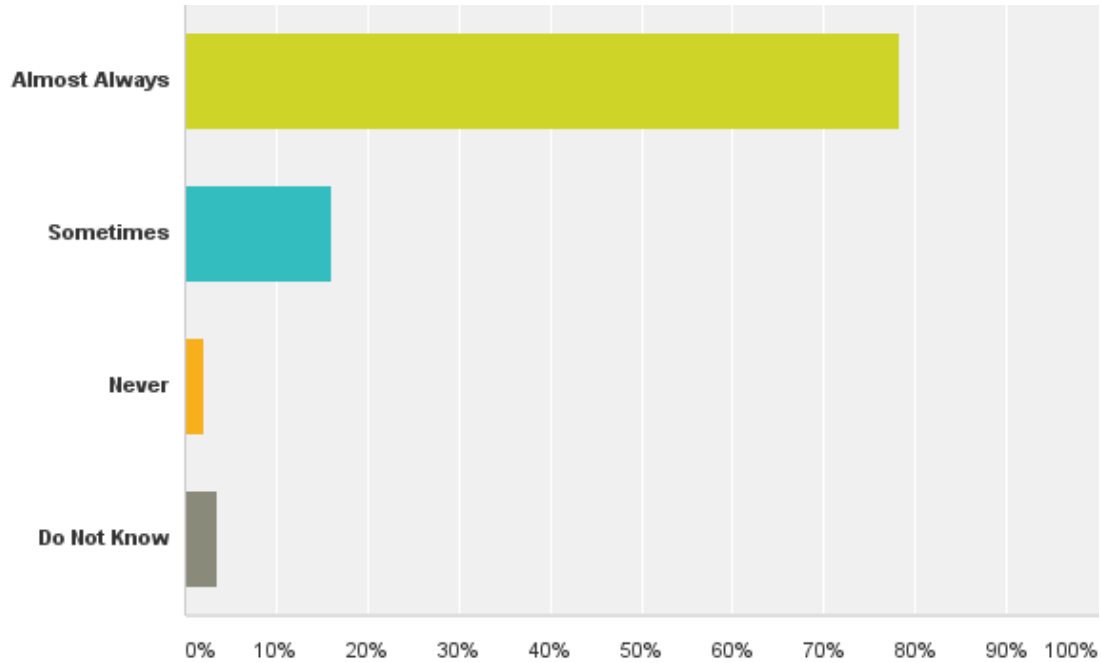
Q15: My school offers a variety of workshops to assist me in helping my child.

Answered: 1,285 Skipped: 50

Answer Choices	Responses
Almost Always	51.60% 663
Sometimes	23.35% 300
Never	4.98% 64
Do Not Know	20.08% 258
Total	1,285

Q16: My school uses a variety of ways to contact me.

Answered: 1,300 Skipped: 35



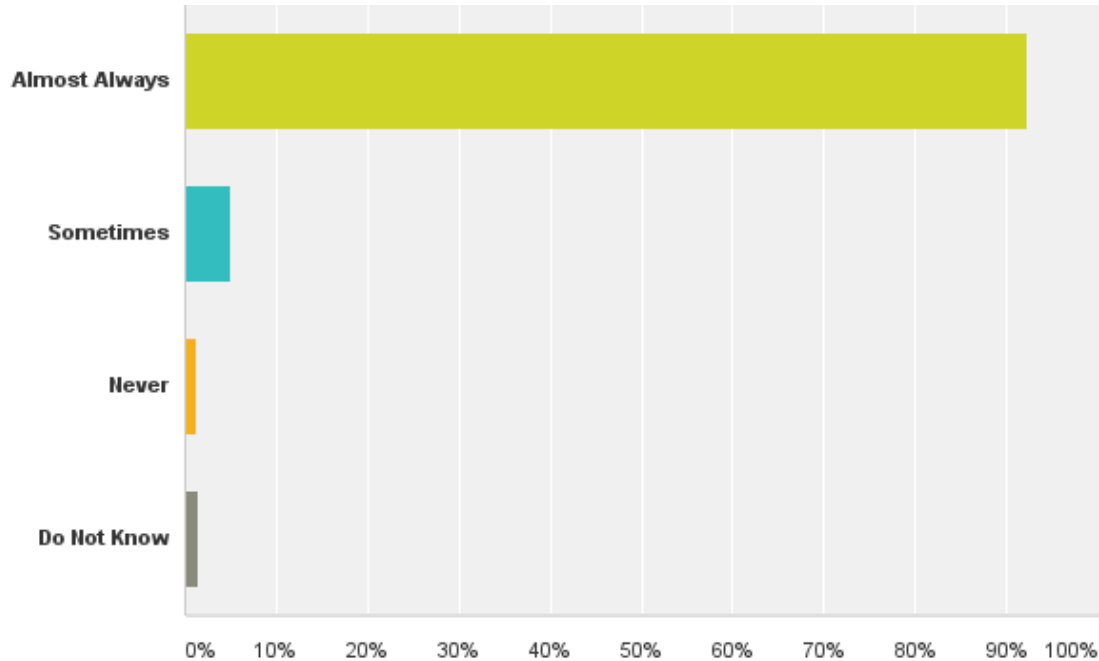
Q16: My school uses a variety of ways to contact me.

Answered: 1,300 Skipped: 35

Answer Choices	Responses
Almost Always	78.38% 1,019
Sometimes	16.00% 208
Never	2.00% 26
Do Not Know	3.62% 47
Total	1,300

Q17: I receive information in a language I can understand.

Answered: 1,305 Skipped: 30



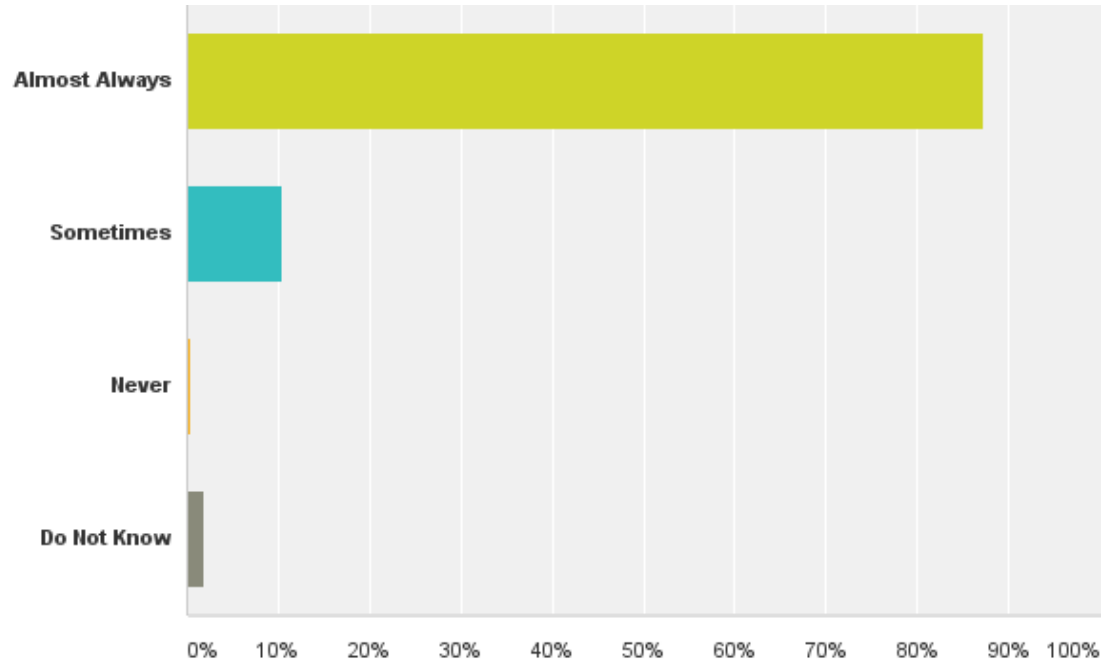
Q17: I receive information in a language I can understand.

Answered: 1,305 Skipped: 30

Answer Choices	Responses
Almost Always	92.26% 1,204
Sometimes	5.06% 66
Never	1.30% 17
Do Not Know	1.38% 18
Total	1,305

Q18: I feel my child is receiving a quality education at my school.

Answered: 1,304 Skipped: 31



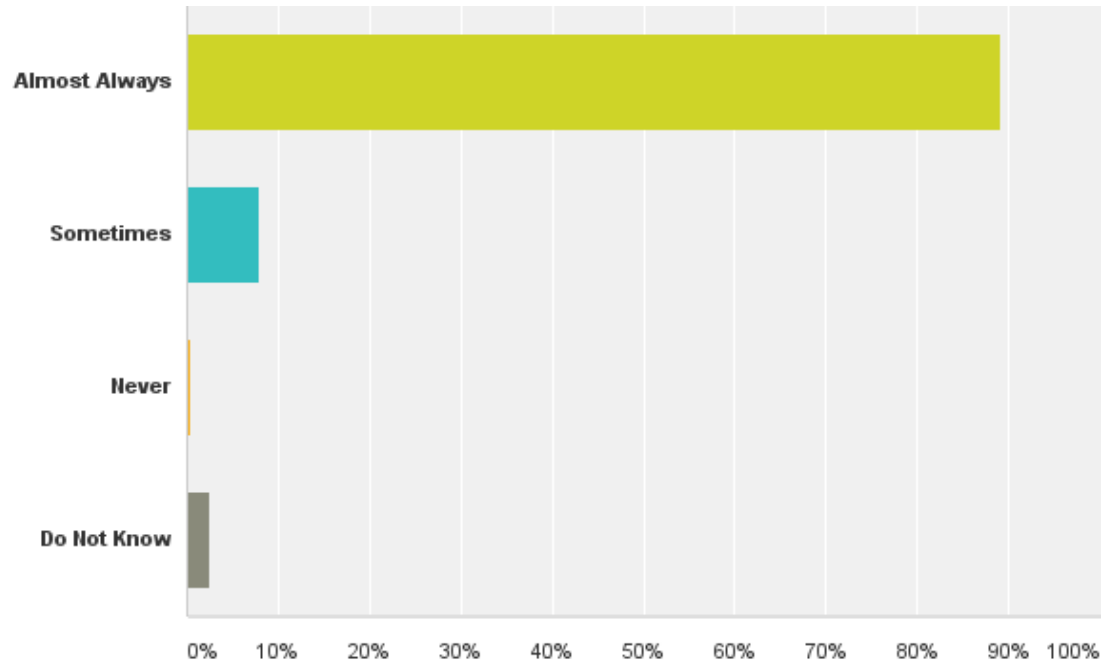
Q18: I feel my child is receiving a quality education at my school.

Answered: 1,304 Skipped: 31

Answer Choices	Responses
Almost Always	87.19% 1,137
Sometimes	10.51% 137
Never	0.38% 5
Do Not Know	1.92% 25
Total	1,304

Q19: My child feels safe at school.

Answered: 1,283 Skipped: 52



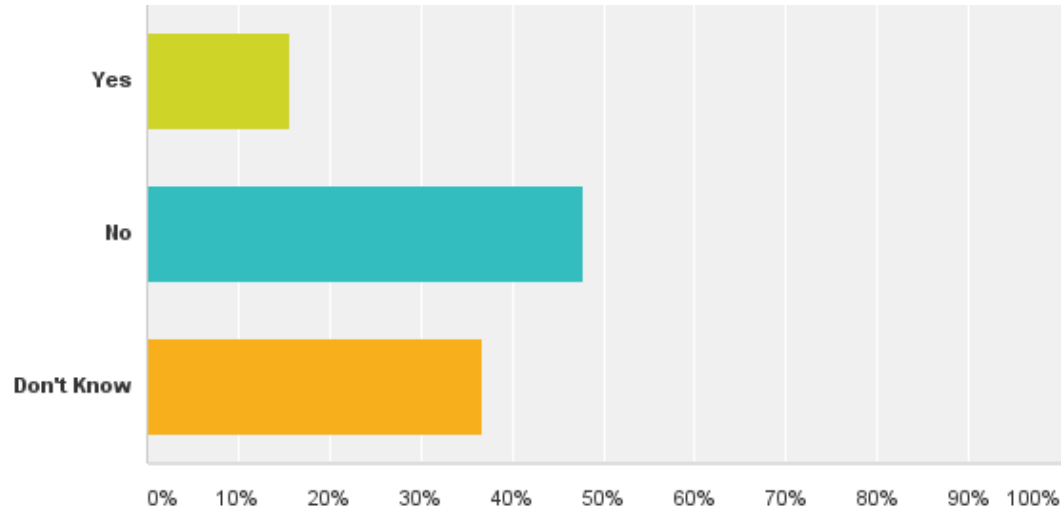
Q19: My child feels safe at school.

Answered: 1,283 Skipped: 52

Answer Choices	Responses	
Almost Always	89.17%	1,144
Sometimes	7.95%	102
Never	0.47%	6
Do Not Know	2.42%	31
Total		1,283

Q20: Are you aware that Texas has a "parent trigger" law, SB 738?

Answered: 1,207 Skipped: 128



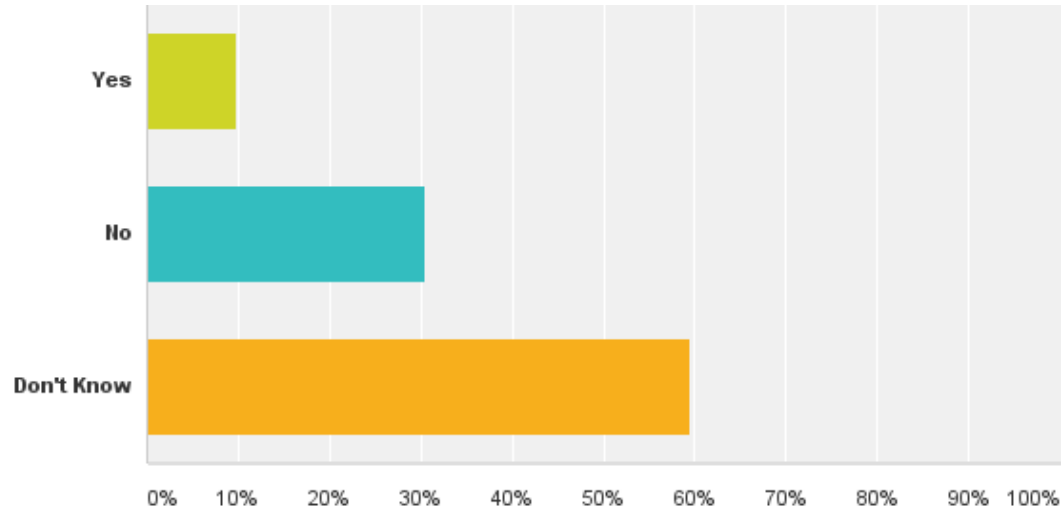
Q20: Are you aware that Texas has a "parent trigger" law, SB 738?

Answered: 1,207 Skipped: 128

Answer Choices	Responses	
Yes	15.58%	188
No	47.72%	576
Don't Know	36.70%	443
Total		1,207

Q21: My school provided training regarding the "parent trigger" law, SB 738.

Answered: 1,195 Skipped: 140



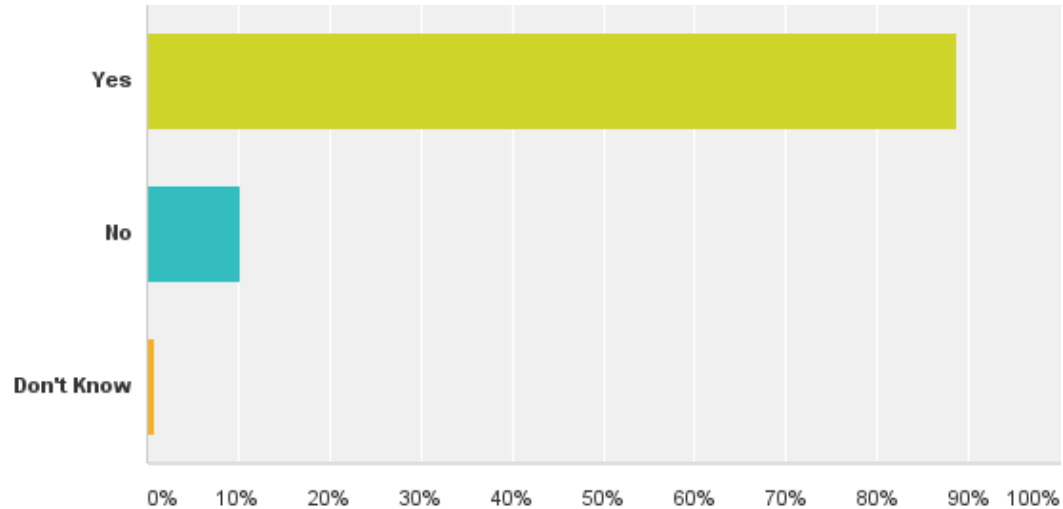
Q21: My school provided training regarding the "parent trigger" law, SB 738.

Answered: 1,195 Skipped: 140

Answer Choices	Responses	
Yes	9.87%	118
No	30.54%	365
Don't Know	59.58%	712
Total		1,195

Q22: Do you have internet or wi-fi access at home?

Answered: 1,220 Skipped: 115



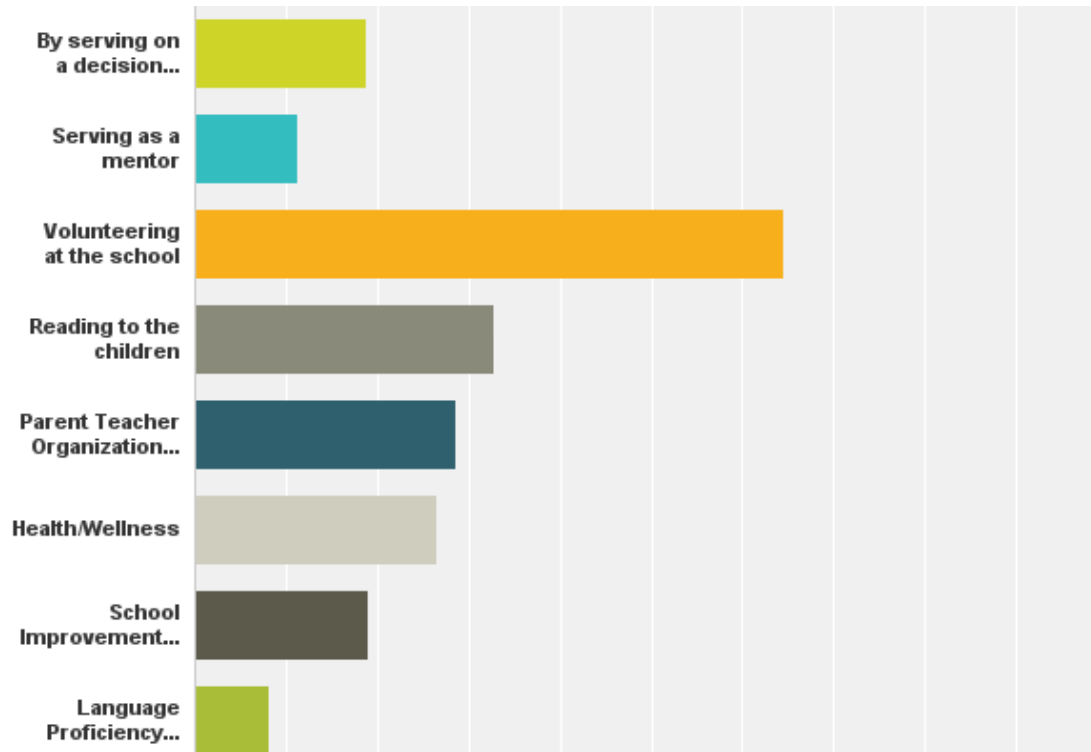
Q22: Do you have internet or wi-fi access at home?

Answered: 1,220 Skipped: 115

Answer Choices	Responses
Yes	88.77% 1,083
No	10.33% 126
Don't Know	0.90% 11
Total	1,220

Q26: How would you like to be more involved? (Check all that apply)

Answered: 756 Skipped: 579



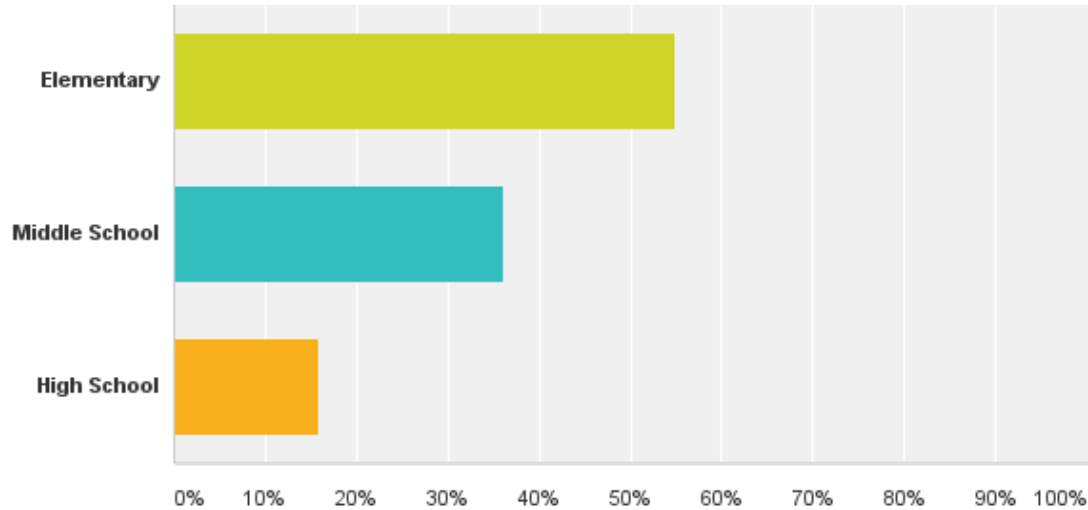
Q26: How would you like to be more involved? (Check all that apply)

Answered: 756 Skipped: 579

Answer Choices	Responses	
By serving on a decision making committee	18.78%	142
Serving as a mentor	11.24%	85
Volunteering at the school	64.55%	488
Reading to the children	32.80%	248
Parent Teacher Organization (PTO)/Parent Club	28.70%	217
Health/Wellness	26.59%	201
School Improvement Committee (CIC)	18.92%	143
Language Proficiency Assessment Committee (LPAC)	8.20%	62
Parent Advisory Council (PAC)	18.25%	138
Positive Behavior Interventions Support (PBIS)	16.40%	124
District Parent Leadership Team (DPLC)	12.04%	91
District Advising Council (DAC)	8.86%	67

Q27: My Child/Children Attend (s)

Answered: 1,332 Skipped: 3



Q27: My Child/Children Attend (s)

Answered: 1,332 Skipped: 3

Answer Choices	Responses
Elementary	54.80% 730
Middle School	36.11% 481
High School	15.92% 212
Total Respondents: 1,332	